

*Why use Creative Crown foam moldings?
Our crown moldings are probably the easiest crown moldings you will ever cut and install!
Cuts in most any position!*

Cutting crown molding does not get any easier than this!




Upside
down!!



Right
side up!!



Flat
bottom in!









Flat
top in!

Left inside
corner

Right inside
corner





Flat back foam crown molding cuts in any position in a miter saw.



Left outside corner

Right outside corner

Flat back foam crown molding cuts in any position in a miter saw.



*No coping or compound complex miter cuts are needed.
There is no need for jigs, templates and special fences
with our patent pending flat back crown moldings.*

Contact Information:

Visit us at 511 Fairview Drive, Carson City NV 89701

Email: Sales@TheLEDLight.com

Phone: 1-775-841-4490

Web: www.TheLEDLight.com